

rep - roll - trade (2017)

|

Harry Matthews

For Ensemble Line Upon Line

Duration 21'00''

Performance instructions:

rep - roll - trade is for three different sized snare drums (high, medium and low).

Standard snare drum sticks.

I recommend using a click track for this piece, during sections with a tempo of 12bpm, players should perform at 60bpm making each bar last 20 seconds.

Moving across the snare:

T.Edge - Top Edge of Snare Drum.

Centre - Centre of Snare Drum.

—→ - Arrow indicates gradual movement between edge and centre of snare drum. The speed of movement is determined by duration.

↻ - The player should repeat the movement with each repeat. However if this symbol does not follow the direction then the movement should last the whole duration of the event. I include the prompt 'one movement' where I found the direction could otherwise be misleading.

Player 1:

High snare – a small snare of around 12” should be used, with the tension of the skin very tight.

Player 2:

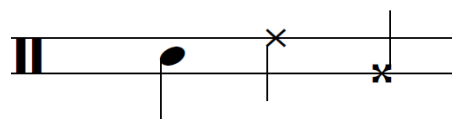
Mid snare – a medium sized snare should be used. The tension of the skin should be in-between the two other snares.

Player 3:

Low snare – player 3 should use a large snare drum, noticeably bigger than the other two snares. The sound should be deep, but still with some resonance.

The tension of the skin should be loose, but with just enough tension to perform a drum roll.

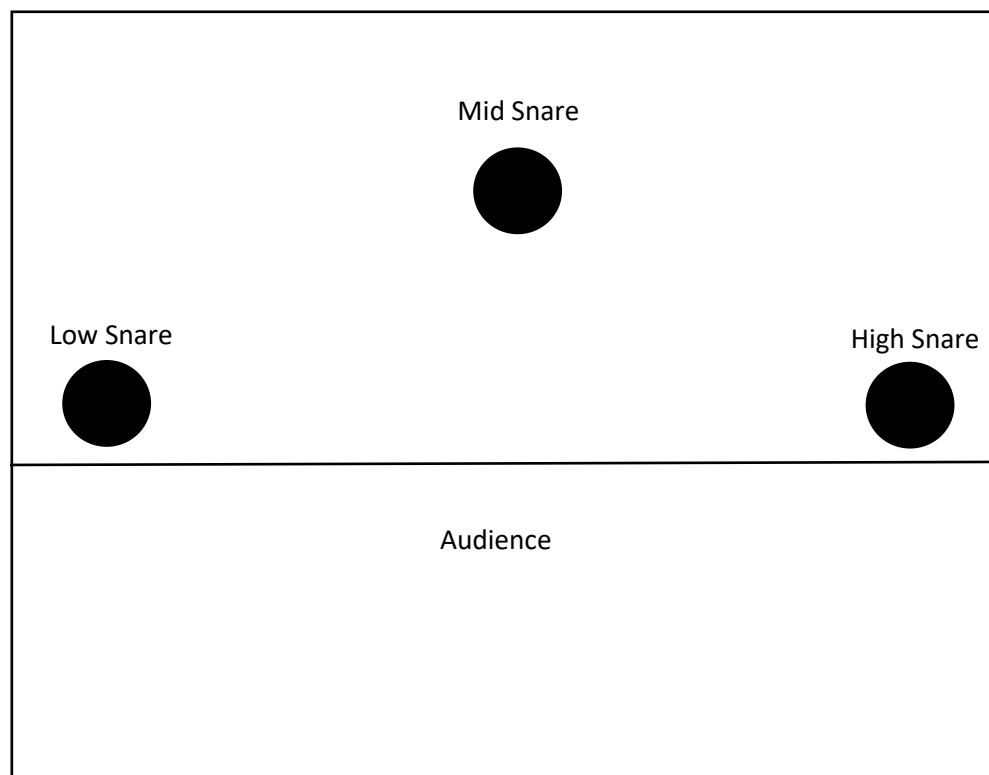
Snare key:



Snare hit Rim click Rim shot

Stage Layout:

The spatial positioning of the low and high snare should be at each front corner of the stage. The mid snare should be placed centre stage.



rep - roll - trade

for Line Upon Line

Harry Matthews

A ♩ = 12 (♩ = 5 seconds)

Snare On
T. Edge

20"

20"

Sim.

♩ = 12 (♩ = 5 seconds)

Snare On
T. Edge

20"

20"

Sim.

♩ = 12 (♩ = 5 seconds)

Snare On
T. Edge

20"

20"

Sim.

High Snare

Mid Snare

Low Snare

ppp

p

pp

ppp

p

mp

B

5 T. Edge → Centre → T. Edge

10" T. Edge → Centre → Sim.

H.S.

M.S.

L.S.

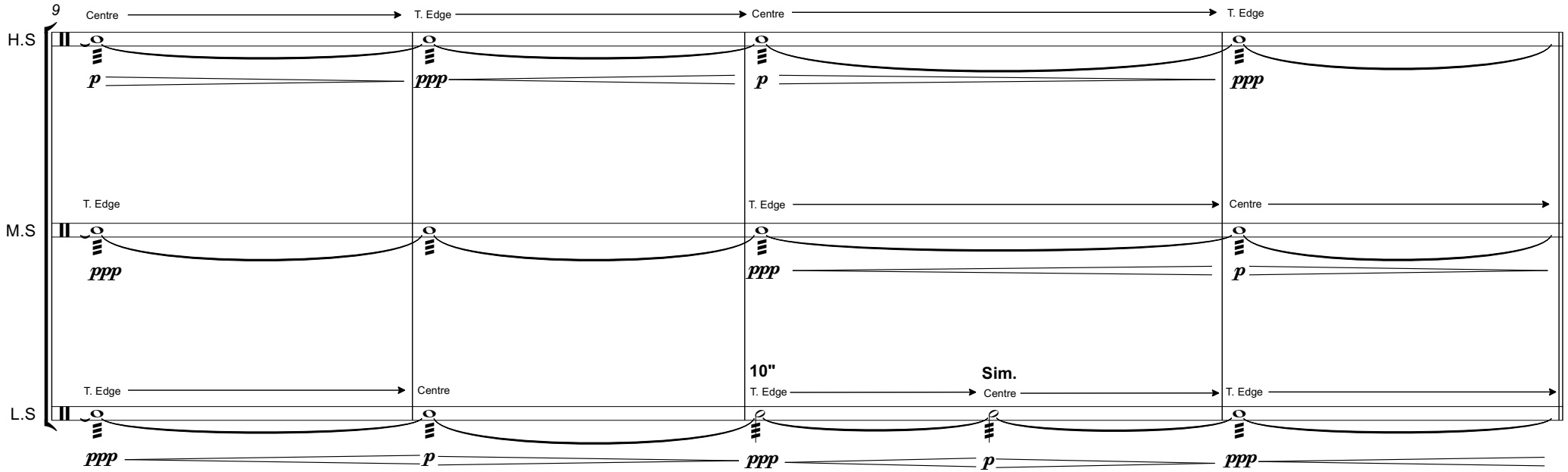
ppp

p

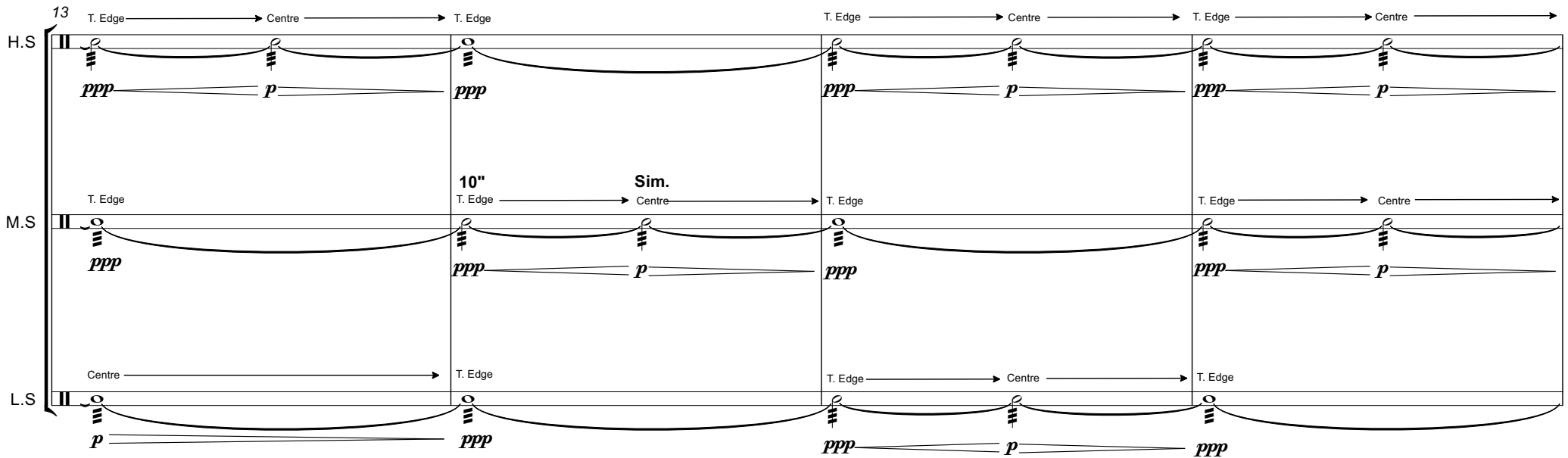
ppp

ppp

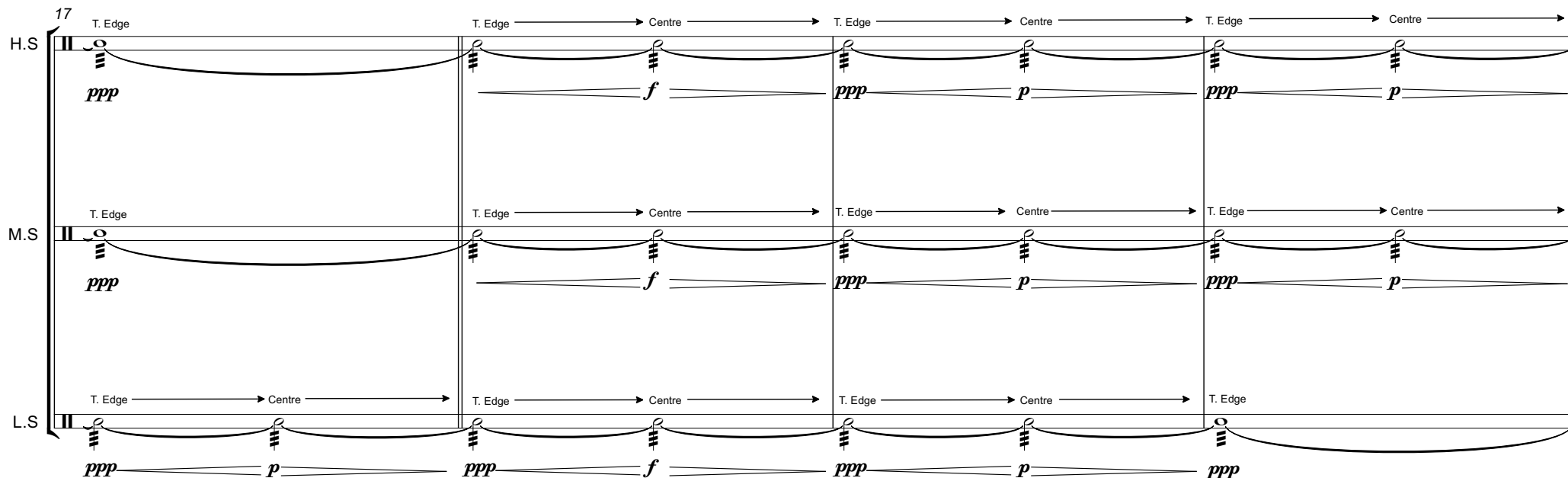
p



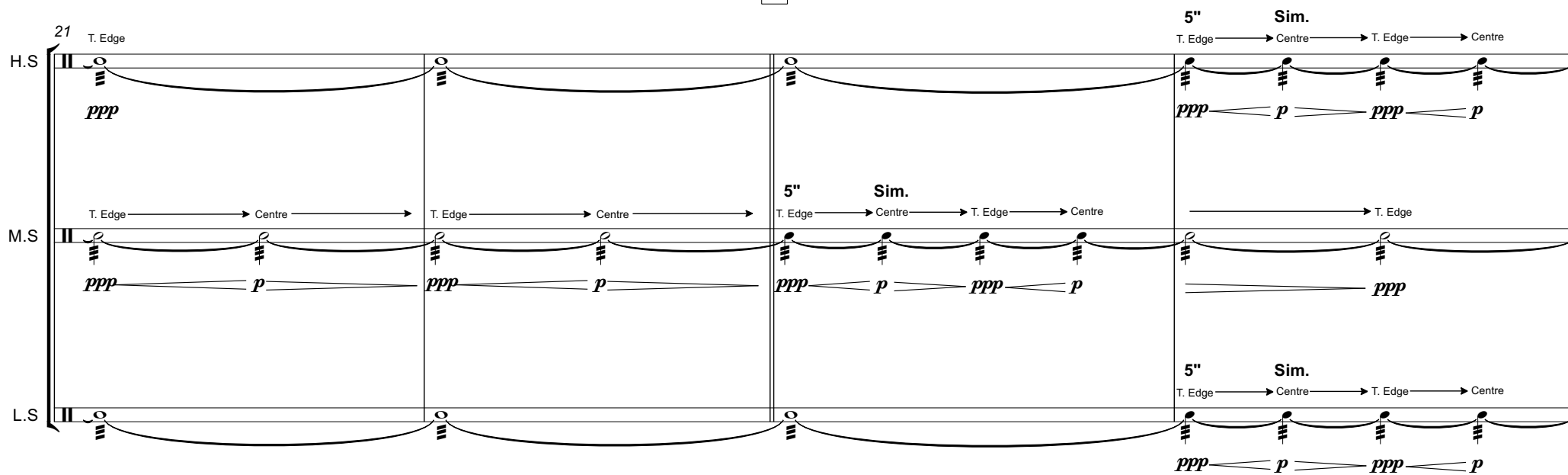
C



D



E



F

♩ = 120

25

H.S. Centre → T. Edge → Centre

M.S. T. Edge → Centre

L.S. T. Edge → Centre

p *ppp* *p*

ppp *p*

ppp *p*

♩ = 120

sub.ppp *p*

♩ = 120

ppp

31

H.S. T. Edge → Centre

M.S. T. Edge → Centre

L.S. Centre

ppp *p*

ppp *p*

p

36

H.S. T. Edge

M.S. Centre

L.S. T. Edge

ppp

p

ppp

p

42

H.S. Centre

M.S. T. Edge

L.S. T. Edge

p

ppp

ppp

ppp

p

sub.ppp

48

H.S.

M.S.

L.S.

Musical score for measures 48-53. The score is written for three parts: H.S. (High Snare), M.S. (Middle Snare), and L.S. (Low Snare). Measure 48 starts with a double bar line and a key signature change to one sharp (F#). The H.S. part has a rest in measure 48, followed by notes with 'x' marks in measures 49 and 50. The M.S. part has notes with slurs in measures 48-53. The L.S. part has notes with slurs in measures 48-53, including triplets in measures 52 and 53.

54

H.S.

M.S.

L.S.

G

H

x 10

5"

Centre

p

Centre

p

T. Edge

mp 1st time

pp all other times

x 10

5"

Snare Off

x 10

5"

Musical score for measures 54-59. The score is written for three parts: H.S. (High Snare), M.S. (Middle Snare), and L.S. (Low Snare). Measure 54 starts with a double bar line and a key signature change to one sharp (F#). The H.S. part has notes with slurs and 'x 10' markings in measures 54-59. The M.S. part has notes with slurs and 'x 10' markings in measures 54-59. The L.S. part has notes with slurs and 'x 10' markings in measures 54-59. Performance instructions include 'Centre' for H.S. and M.S., 'T. Edge' for L.S., and dynamics 'p' for all parts, 'mp 1st time' for L.S., and 'pp all other times' for L.S. There are also '5"' markings for H.S. and M.S. in measures 58 and 59, and 'Snare Off' for M.S. in measure 59.

I **J**

59

H.S. *ppp* **x 7** **x 10** **x 7** 4"

M.S. *mp* 1st time
pp all other times **x 7** **x 10** **x 7** 4"

L.S. *ppp* **x 7** **x 10** **x 7** 4" Snare Off

T. Edge

mp 1st time
pp all other times

sub.ppp

mp 1st time
ppp all other times

ppp 1st time
pp all other times

sub.ppp

K **L**

63

H.S. *mp* 1st time
pp all other times **x 7** **x 3** **x 15** Snare Off **x 15** 4"

M.S. Centre → T. Edge → Centre **x 7** **x 3** **x 15** 4"

L.S. Centre → T. Edge → Centre **x 7** **x 3** **x 15** 4"

pp

mf *pp* *mp* *p*

p *mf* *p* *f* *pp* *mf* *pp* *mp* *p*

p *mf* *pp* *f* *pp* *mf* *pp* *mp* *p*

M

67

H.S. Snare On

M.S. Snare On

L.S. Snare On

$\text{♩} = 60$

x 3

Single stroke roll
fast slow

fast slow

fast slow

pp

p

mp

mp

mp

mp

Single stroke roll
fast slow

Single stroke roll
fast slow

Single stroke roll
fast slow

N

71

H.S. T. Edge

M.S. T. Edge

L.S. T. Edge

$\text{♩} = 12$

Drum roll
as fast as possible

Centre

Drum roll
as fast as possible

Centre

Single stroke roll
fast slow

fast slow

Single stroke roll
fast slow

Single stroke roll
fast slow

ppp

p

ppp

ppp

p

ppp

p

Single stroke roll
fast slow

Single stroke roll
fast slow

Single stroke roll
fast slow

■ When the direction fast...> slow is given, performers should gradually slow down, use single stroke drum roll. When the direction slow...> fast is given, the performers should gradually speed up, then return to drum roll.

75 **fast**

H.S. T. Edge → Centre → T. Edge → Centre → T. Edge → Centre →

M.S. T. Edge

L.S. T. Edge → Centre → T. Edge → Centre → T. Edge → Centre →

sub. *ppp* → *p* *ppp* → *p* *ppp* → *p*

Single stroke roll **fast.** **slow.** **fast**

Drum roll **fast** **fast** **fast**

79

H.S. T. Edge → Centre Centre → T. Edge → Centre T. Edge → Centre Centre →

M.S. T. Edge → Centre → T. Edge → Centre T. Edge → Centre Centre → T. Edge → Centre T. Edge

L.S. Centre → T. Edge → Centre Centre → T. Edge → Centre T. Edge → Centre → T. Edge → Centre T. Edge

ppp → *p* *p* → *ppp* → *p* *ppp* → *p* *p*

Single stroke roll **fast.** **slow.** **slow.**

Single stroke roll **fast.** **slow.** **fast.**

ppp → *p* *ppp* → *p* *ppp* → *p* *ppp* → *p* *ppp* *ppp*

83

Single stroke roll
fast **slow**

Drum roll
fast

T. Edge → Centre

H.S. *ppp*

Drum roll
fast

T. Edge → Centre → T. Edge → Centre

M.S. *ppp* *p* *ppp* *p*

Drum roll
fast

Centre → T. Edge → Centre

L.S. *p* *ppp* *p* *mp* *pp* *mf*

Tempo: ♩ = 120

87

T. Edge → Centre

H.S. *ppp* *p*

M.S.

L.S. 4 8

O

$\text{♩} = 12$
Single stroke roll
fast **slow**
10"

$\text{♩} = 60$
Drum roll
fast
T. Edge → Centre

H.S. p $sub.ppp$

$\text{♩} = 12$
Single stroke roll
fast **slow**
10"

$\text{♩} = 60$
Drum roll
fast
Centre → T. Edge → Centre

M.S. p mf pp f

$\text{♩} = 12$
Single stroke roll
fast **slow**
10"

$\text{♩} = 60$
Drum roll
fast
T. Edge → Centre → T. Edge → Centre

L.S. p $sub.ppp$ p ppp p

P

$\text{♩} = 120$ **x 3**

H.S. pp ppp p ppp p mf pp $\text{♩} = 120$ pp

T. Edge → Centre → T. Edge → Centre

M.S. ppp p ppp p p mf pp f mf pp $\text{♩} = 120$ pp

T. Edge → Centre → T. Edge → Centre

L.S. ppp p mf pp f mf pp $\text{♩} = 120$ pp

Single stroke roll
rall.
T. Edge → Centre → T. Edge → Centre

Centre → T. Edge → Centre

